


Flux Studios, Inc.

LINEAGE[®]

STAINLESS STEEL AND BRONZE



LINEAGE[®]
STAINLESS STEEL AND BRONZE



1½x3 inch Blank, Hourglass and Frame



1½x4½ inch Blank, Hourglass and Frame



3 inch and 2 inch
Blank Triangles

Our 3 inch Triangle is essentially our 3x3 inch Blank tile cut diagonally in half. Likewise our 2 inch Triangle is half of our 3 inch triangle.



1½x1½ inch
Blank



1¾x12 inch Crown Molding Liner



1x12 inch Half-Round Molding Liner



1x12 inch Cove Molding Liner



1x12 inch Wedge Molding Liner




5/8x12 inch Blank Liner

Blank Liner tiles are also available in 1x12 and 1½x12 inch sizes.







Blank 3x3, 1¼x1¼, 1x1 and 5/8x5/8 inches
 In addition to the tiles shown on this page, blank tiles are also available in 8x24, 8x16, 8x12, 6x12, 3x6, 4x4 and 1½x1½ inch sizes




Hourglass 3x3, 1¼x1¼, 1x1 and 5/8x5/8 inches




San Min 3x3, 1¼x1¼, 1x1 and 5/8x5/8 inches




Prairie Square 3x3, 1¼x1¼ and 1x1 inches




Frame 3x3, 1¼x1¼, 1x1 and 5/8x5/8 inches



Jasper 3x3, 1¼x1¼, 1x1 and 5/8x5/8 inches
 Our 3, 1¼ and 1 inch Jasper designs are comprised of over 25 different circular patterns. An order for Jasper tiles will include a random assortment of these patterns.



Lucerne 3x3, 1¼x1¼, 1x1 and 5/8x5/8 inches



Window 3x3, 1¼x1¼, 1x1 and 5/8x5/8 inches

Innovative Design with the Finest Materials

Lineage tiles are made from solid stainless steel and bronze. They have a living finish, with no coatings or chemical patinas applied over the metal. The surface of Lineage tiles has been designed to mature with wear and to use the scratches and abrasions that occur with everyday use to its advantage.

While employing modern techniques to create Lineage tiles, our design philosophy and processes are rooted in a strong sense of history. The inspiration for Lineage came largely from intaglio printmaking methods dating back to the 16th century.

Our tiles can be used in virtually any application: wet and dry, indoors and out, on walls and floors, countertops and fireplaces, showers, pools and even the most high traffic applications. Our stainless steel is incredibly resistant to oxidation and holds a beautiful luster. Our custom bronze was chosen for its lovely color, strength and natural patina. The combination of durability, beauty and flexibility make Lineage tiles a unique addition to any space.

All tiles are shown less than 50% actual size.

Custom sizes and patterns are available by special order.

With the exception of our molding liners, all Lineage tiles are 1/8 inch thick.



All Lineage designs and sizes are available in both stainless steel and bronze.

© Copyright 2010, Flux Studios, Inc.